

aqua4ma linear

The ultra-low profile shower deck
that's both stylish and easy to fit

for wet rooms you can trust

aqua4ma
by KUDOS

aqua4ma linear

Designed with YOU in mind

As a home-owner you will appreciate the new aqua4ma linear Shower Deck for its high performance as well as its modern, sleek and stylish appearance.


As an installer you will not only appreciate the versatility, ease and speed of fitting the new aqua4ma linear Shower Deck, you will also enjoy the comfort of knowing that you are providing your customers with a product guaranteed for life* and backed by a trusted British manufacturer.

Why choose aqua4ma linear?

- + Ultra-low level 19mm shower deck
- + Fits to existing finished floor or to false floor created at joist level
- + Deck size: 1185mm x 900mm, easily extended
- + Simple and quick to install with no drying times
- + Installation allows for avoidance of joist location
- + Suitable for both wooden and solid floors
- + Waterproof and safe to walk on even before tiling
- + Stylish tiled drain insert
- + Easy to tile with no angled cuts required
- + Suitable for large and small tile formats
- + Discharge rate up to 37 litres per minute.



*Guarantee applies to material and manufacturing defects only.
See website for full Terms and Conditions.





aqua4ma linear

Designed with YOU in mind

At just 19mm thick the ultra-low aqua4ma linear Shower Deck can be fitted directly to floorboards or to a false floor, level with joists.

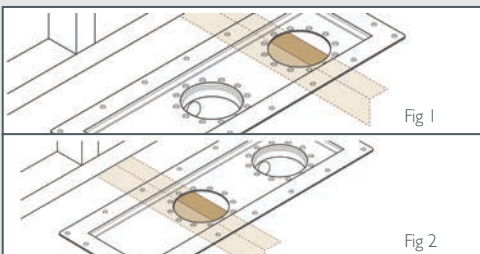

The patented in-floor galvanized steel tray fits at floor level, requiring minimal joinery time and provides support for the high flow waste, making installation easier and more secure.

Fitting over the metal tray and manufactured from waterproof extruded uPVC, the aqua4ma linear Shower Deck can be screwed directly to wooden floors and, as the material self seals around screws, requires no additional waterproofing. aqua4ma linear Shower Deck can be bonded to solid floors with a cement based flexible tile adhesive.

aqua4ma Panels are available in 10, 15 & 19mm thicknesses. Panel joints are solvent welded to form a solid and robust cladding that provides a guaranteed watertight solution whenever used. The 15mm aqua4ma Panels are tongue and grooved and can be used directly onto studwork in place of plasterboard.

aqua4ma Skirting Panels solvent weld to the floor panels, to ensure a watertight seal between floor and walls for complete protection.

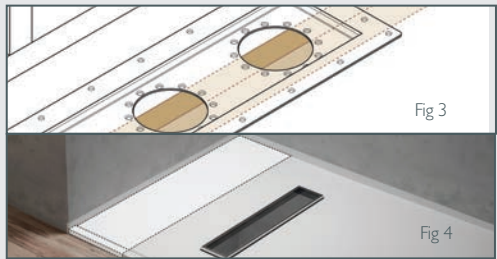
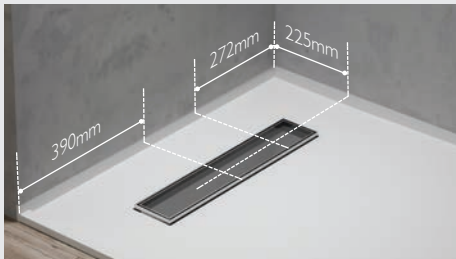
Once fitted the aqua4ma linear Shower Deck and panels are ready for tiling with no waiting times for drying.



aqua4ma linear has two waste hole positions (Fig 1 & 2). If joists run along the length of the deck, you simply choose the position that will avoid them.

Should joists run across the deck (Fig 3) and obstruct the waste location, a wedge shaped extension panel is available (Fig 4). This 250mm trim-to-fit panel solvent welds to the base so it can be moved away from the obstructing joist whilst maintaining the fall to ensure efficient drainage.

The aqua4ma linear kit



aqua4ma linear ...as versatile as you need



aqua4ma linear Shower Deck mounted on top of existing floor level.

19mm aqua4ma Panels can then be used to extend the waterproof area to the same height of the shower deck.



Flooring removed to size of aqua4ma Shower Deck, create a false floor at joist level, add plywood panel to lift shower deck 10mm above existing floor level to allow joining to aqua4ma Floor Panels. Then use aqua4ma 10 mm Panels to waterproof all or part of the floor to the same height as the shower deck.



Flooring removed to size of shower deck and false floor created at joist level.

aqua4ma linear Shower Deck fitted.



(Additional waterproof floor area at same level)
Flooring removed to desired area and false floor created at joist level.

aqua4ma linear Shower Deck and 19mm floor panels fitted within the removed floor area.



Width Extension Panels

The aqua4ma linear Shower Deck comes in a standard size of 1185mm x 900mm. This can be extended with the addition of the 300mm width extension pack.

Two sections of aqua4ma Panelling each 150mm wide are shaped to match the falls of the shower deck and can be trimmed to suit the size required.

Installing aqua4ma linear to meet your needs

aqua4ma's incredible versatility ensures you can create a wet room to suit your needs. How you install the aqua4ma Skirting, Floor and Wall Panels is only limited by the type of installation you want to make. The aqua4ma linear System can be installed on its own to provide a low-level shower deck or in conjunction with aqua4ma Floor / Wall Panels to create a larger, totally watertight area.

WET AREA



WET FLOOR



WET ROOM



SHOWER DECK KIT & SKIRTING INSTALLATION

This installation incorporates the aqua4ma linear Shower Deck Kit plus Skirting to the showering area only. Remaining floor area must be built up to the same level as aqua4ma Base.

FLOOR & SKIRTING INSTALLATION

Entire floor is covered using the appropriate aqua4ma Panels. The walls are fitted with aqua4ma Skirting Panels.

SHOWER AREA INSTALLATION

Entire floor plus walls within the shower area are covered using the appropriate aqua4ma Panels. The remainder of the walls are fitted with aqua4ma Skirting Panels.

aqua4ma linear Carry-Out Pack

aqua4ma linear is not only simple and straightforward to install, we have also made the purchasing process easier with our handy carry out packs. Our most popular sizes are now available in pre-packed boxes that will provide you with everything needed to install a 3 or 4m² wet room area right away.

Each complete pack contains:

- + 1 185mm x 900mm Linear Shower Deck
- + aqua4ma Panels either 19mm (standard level) or 10mm (low level)
- + Skirting panels
- + Length extension to help avoid joints
- + Waste kit
- + Grabber and solvent weld
- + 1 185mm x 900mm x 10mm plywood panel (low level only)



aqua4ma linear Shower Deck Kit

inc. metal panel, waste, grabber and solvent weld

Description	Product Code	Price inc VAT
1185 x 900 Linear Shower Deck Kit	WRLT12900	£744

aqua4ma Panel Packs

Description	Product Code	Price inc VAT
1200 x 800 x 10mm - pack of 2	WRAQ102	£97
1200 x 800 x 10mm - pack of 3	WRAQ103	£137
1200 x 800 x 13mm - pack of 2	WRAQ132	£121
1200 x 800 x 13mm - pack of 3	WRAQ133	£176
1200 x 800 x 15mm - pack of 2	WRAQ152	£127
1200 x 800 x 15mm - pack of 3	WRAQ153	£182
1200 x 800 x 19mm - pack of 2	WRAQ192	£158
1200 x 800 x 19mm - pack of 3	WRAQ193	£238

aqua4ma Skirting

Description	Product Code	Price inc VAT
1200 x 150 x 10mm - Pack of 4	WRAQSK102	£54
1200 x 150 x 15mm - Pack of 4	WRAQSK152	£66

aqua4ma linear Extension Panels

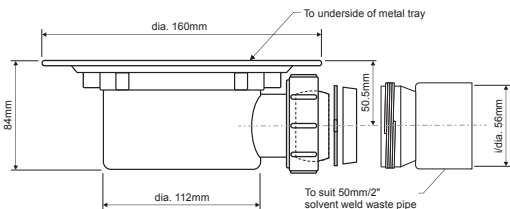
Description	Product Code	Price inc VAT
Width Extension Panels - pack of 2	WRLT150EXT	£84
Length Extension Panel	WRLT250EXT	£42

aqua4ma Fixings

Description	Product Code	Price inc VAT
Solvent Weld - 300ml tube	WRSW	£14

aqua4ma linear Carry Out Packs

Description	Product Code	Price inc VAT
3m ² - Standard level	WRSLKC319	£903
4m ² - Standard level	WRSLKC419	£1,001
3m ² - Low level	WRFLKC310	£841
4m ² - Low level	WRFLKC410	£909



Kudos Shower Products Ltd

Elmsfield Park, Holme, Cumbria, LA6 1RJ

t: 01539 564040

f: 01539 564141

e: info@kudosshowers.co.uk

w: kudosshowers.co.uk

For more information, fitting instructions

and guarantee details visit: www.kudosshowers.co.uk

Ref: AQUA4MAMAR2017 | E.&O.E