

COMFORT
REDEFINED

Arroll[®]

Arroll
6 Longlands Avenue,
Newtownabbey,
Co. Antrim, BT36 7NE
Northern Ireland

Tel: +44 (0) 28 9036 5725
info@arroll.co.uk

www.arroll.co.uk

Stockists of Arroll Radiators

COMFORT
REDEFINED

Arroll[®]



QUALITY REDEFINED

Arroll cast iron radiators have an elegance and easy glamour that will complement all kinds of interior styles. Few household appliances combine such classic beauty with extreme functionality. At Arroll, you'll find exquisite designs made with craft and precision.

It's not all about aesthetics. Cast iron is one of the most efficient materials in conducting and retaining heat evenly and is an easy way to reduce home heating costs.

All our radiators come in a primed finish but can be painted to any Ral colour or semi polished to give them a contemporary or playful twist. They are crafted to the same high standards and meticulous attention to detail that were used in the original 19th century artisan foundries. We manage every stage of the manufacturing process to ensure all our radiators are made to those same quality standards.

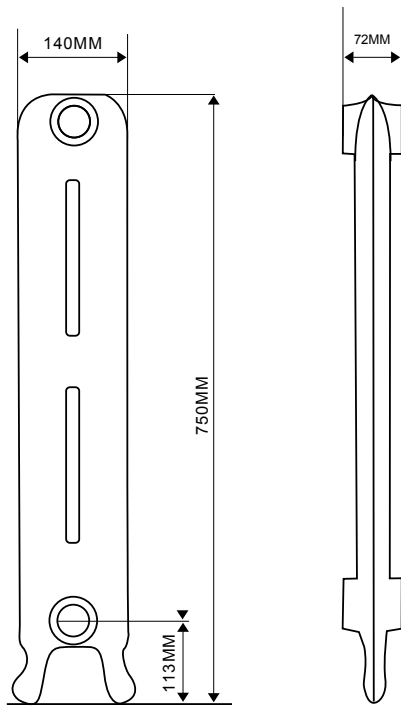
Almost all our cast iron radiators are reproduced from original sections and we remain true to the skill of the master craftsmen that passed their knowledge and expertise from one generation to the next.

And we are determined to keep those traditions alive. In today's world where so many products are cheaply made, Arroll cast iron radiators represent a move back to beautiful and functional furniture that are made to last – furniture your grandchildren will enjoy.

RA-750 THE ART NOUVEAU 750

Styled in The Art Nouveau period of 1890–1910, this slender radiator has an intricate scrolling pattern that adds a touch of grandeur to a classic radiator design.

One of the slimmest radiators in our collection, it is perfect for smaller spaces.



RADIATOR DIMENSIONS	
Section height:	680 / 750mm
Section length:	72mm
Radiator depth:	140mm
Inlet/outlet to floor:	113mm
Pipe centre to skirting board:	70mm
HEAT OUTPUT PER SECTION	
Delta ΔT 60°C:	113 Watts / 385 BTUs
RADIATOR WEIGHT	
Empty weight per section:	6.9 Kgs

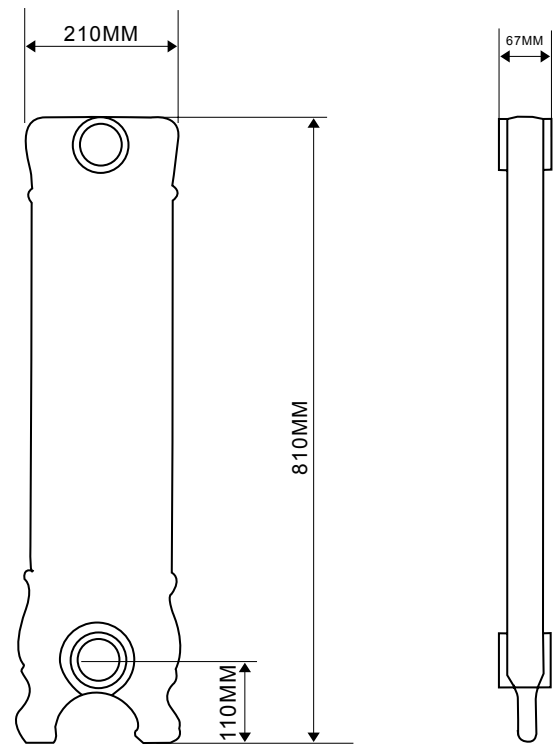
All measurements and sizes are approximate.



PRD-810 THE CHERUB 810

The antique style of this beautiful radiator originated in the romanesque and bohemian architecture of Central Europe. It was developed and manufactured in the USA by the American Radiator Company in 1842.

The lavish floral motif feels right at home in a period or traditional setting, though the intricate style creates a striking visual impact in an industrial or contemporary interior.

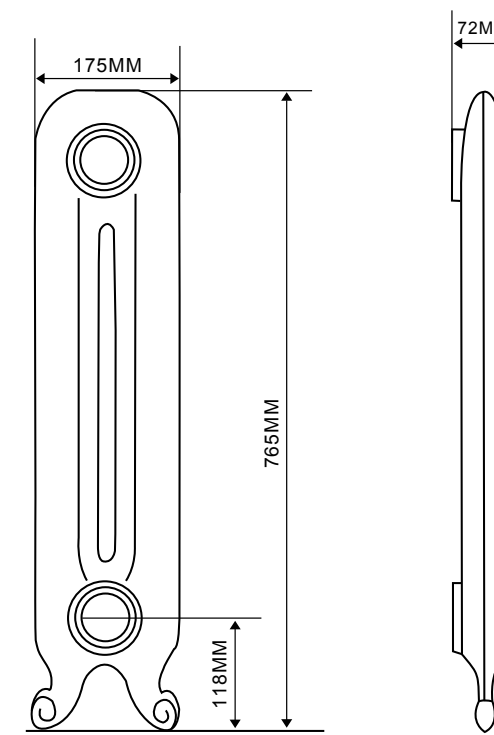


RADIATOR DIMENSIONS	
Section height:	810mm
Section length:	67mm
Radiator depth:	210mm
Inlet/outlet to floor:	110mm
Pipe centre to skirting board:	105mm
HEAT OUTPUT PER SECTION	
Delta ΔT 60°C:	143 Watts / 488 BTUs
RADIATOR WEIGHT	
Empty weight per section:	16 Kgs

All measurements and sizes are approximate.



PRD-810 THE CHERUB 810



RADIATOR DIMENSIONS	
Section height:	765mm
Section length:	72mm
Radiator depth:	175mm
Inlet/outlet to floor:	118mm
Pipe centre to skirting board:	87mm

HEAT OUTPUT PER SECTION	
Delta ΔT 60°C:	132 Watts / 450 BTUs
RADIATOR WEIGHT	
Empty weight per section:	10.2 Kgs

All measurements and sizes are approximate.

FR-765-2C THE DAISY 765

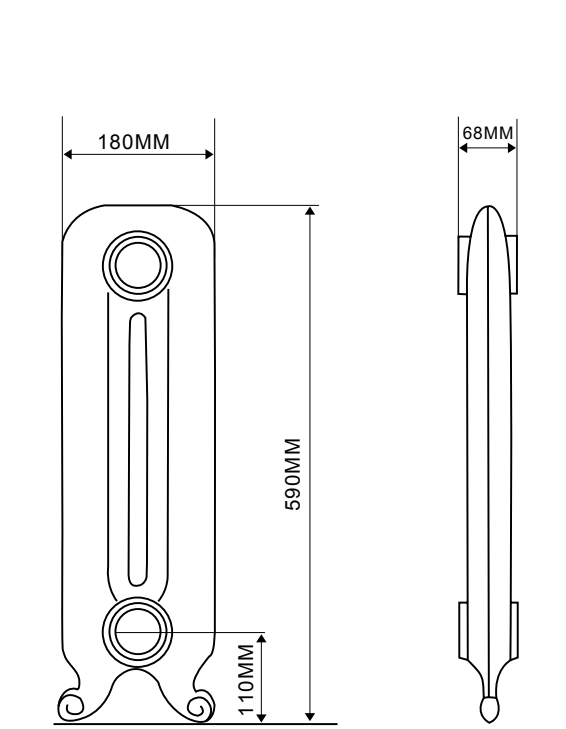
Though the Daisy was first produced in France during the late 1800's, its florid pattern of Spring flowers and flowing curves embodies the Victorians' passion for ornamentation.





PRC-590-2C THE DAISY 590
PRC-780-2C THE DAISY 780

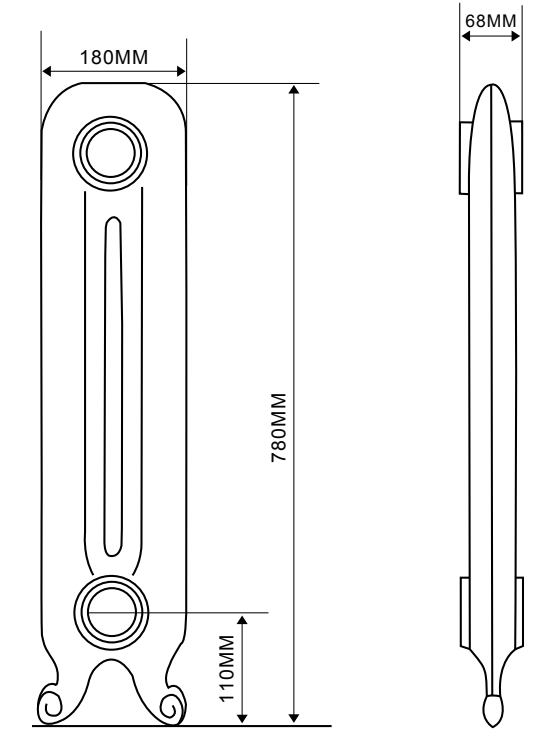
Also available in different sizes, the Daisy is a beautiful radiator with a highly decorative design and the perfect choice for an elegant, ornate look.



DAISY 590

RADIATOR DIMENSIONS	
Section height:	590mm
Section length:	68mm
Radiator depth:	180mm
Inlet/outlet to floor:	110mm
Pipe centre to skirting board:	90mm
HEAT OUTPUT PER SECTION	
Delta ΔT 60°C:	99 Watts / 338 BTUs
RADIATOR WEIGHT	
Empty weight per section:	7.9 Kgs

All measurements and sizes are approximate.



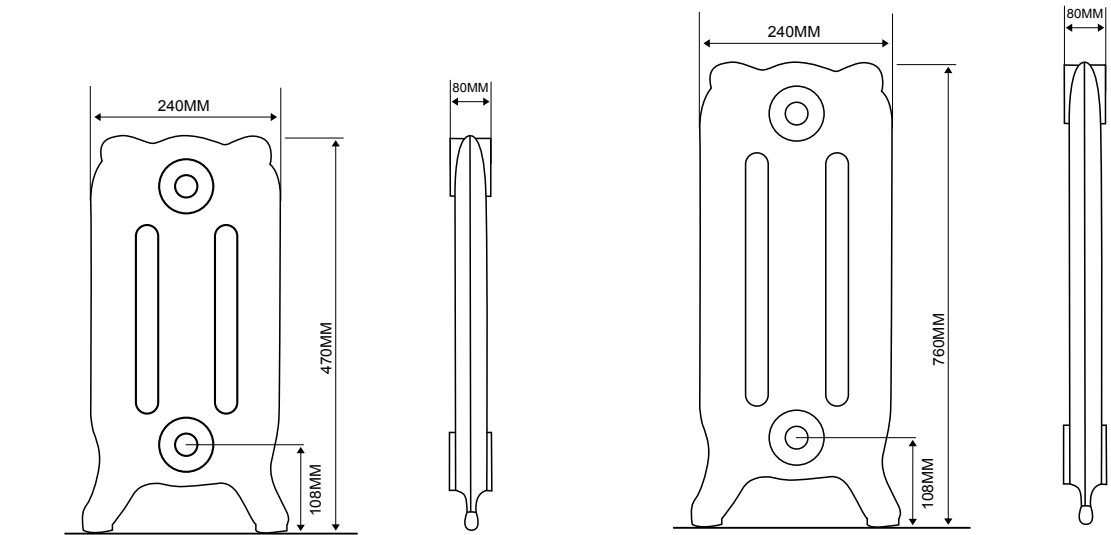
DAISY 780

RADIATOR DIMENSIONS	
Section height:	780mm
Section length:	68mm
Radiator depth:	180mm
Inlet/outlet to floor:	110mm
Pipe centre to skirting board:	90mm
HEAT OUTPUT PER SECTION	
Delta ΔT 60°C:	134 Watts / 457 BTUs
RADIATOR WEIGHT	
Empty weight per section:	10.0 Kgs

All measurements and sizes are approximate.



PRC-590-2C / PRC-780-2C THE DAISY 590 & 780



MONTMARTRE 470

RADIATOR DIMENSIONS	
Section height:	470mm
Section length:	80mm
Radiator depth:	240mm
Inlet/outlet to floor:	108mm
Pipe centre to skirting board:	120mm

HEAT OUTPUT PER SECTION	
Delta ΔT 60°C:	105 Watts / 358 BTUs

RADIATOR WEIGHT	
Empty weight per section:	7.8 Kgs

All measurements and sizes are approximate.

MONTMARTRE 760

RADIATOR DIMENSIONS	
Section height:	760mm
Section length:	80mm
Radiator depth:	240mm
Inlet/outlet to floor:	108mm
Pipe centre to skirting board:	120mm

HEAT OUTPUT PER SECTION	
Delta ΔT 60°C:	178 Watts / 607 BTUs

RADIATOR WEIGHT	
Empty weight per section:	13 Kgs

All measurements and sizes are approximate.

RA-470-3C THE MONTMARTRE 470

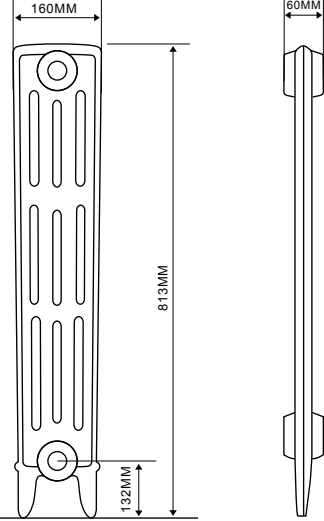
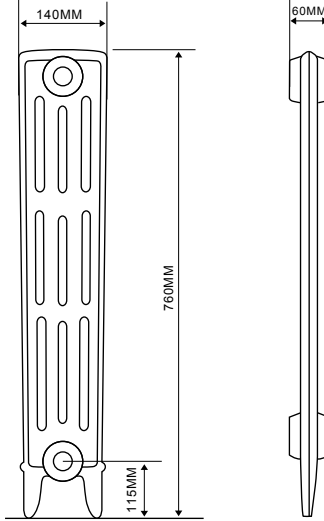
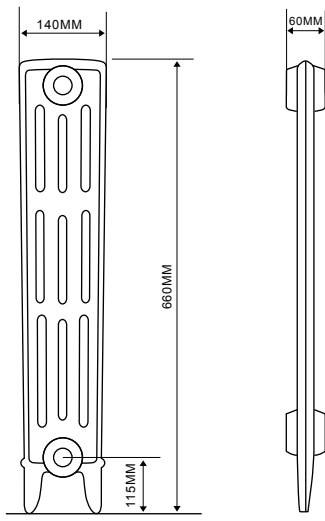
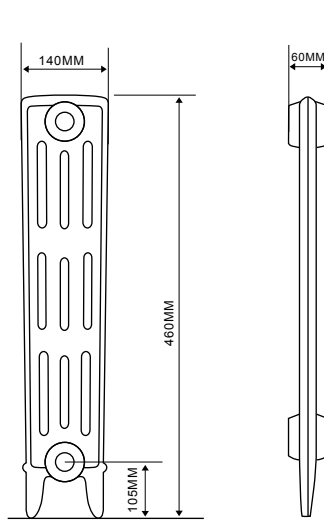
RA-760-3C THE MONTMARTRE 760

A charming and intricate design, the Montmartre radiator uses elaborate French rococo scrolling on each section. One of the most popular in our collection, this traditionally styled radiator comes in two sizes.

RD-460-4C THE NEO-CLASSIC 460
RD-660-4C THE NEO-CLASSIC 660
RD-760-4C THE NEO-CLASSIC 760
RD-813-4C THE NEO-CLASSIC 813

Perhaps the most recognisable of all cast iron radiators, the Neo-Classic 4 column is based on a Victorian design that first emerged in 1890 and represented a revival of an earlier classical style. Similar to our Victorian range, the Neo-Classical differs by having a pointed rather than a flat foot on each leg section.

Simple and stylish, its ordered symmetrical design makes it highly efficient in terms of heat output and convection and works perfectly in both period and modern interior schemes.



NEO-CLASSIC 460

RADIATOR DIMENSIONS	
Section height:	460mm
Section length:	60mm
Radiator depth:	140mm
Inlet/outlet to floor:	105mm
Pipe centre to skirting board:	70mm

HEAT OUTPUT PER SECTION	
Delta ΔT 60°C:	78 Watts / 266 BTUs

RADIATOR WEIGHT	
Empty weight per section:	3.4 Kgs

All measurements and sizes are approximate.

NEO-CLASSIC 660

RADIATOR DIMENSIONS	
Section height:	660mm
Section length:	60mm
Radiator depth:	140mm
Inlet/outlet to floor:	115mm
Pipe centre to skirting board:	70mm

HEAT OUTPUT PER SECTION	
Delta ΔT 60°C:	116 Watts / 395 BTUs

RADIATOR WEIGHT	
Empty weight per section:	4.8 Kgs

All measurements and sizes are approximate.

NEO-CLASSIC 760

RADIATOR DIMENSIONS	
Section height:	760mm
Section length:	60mm
Radiator depth:	140mm
Inlet/outlet to floor:	115mm
Pipe centre to skirting board:	70mm

HEAT OUTPUT PER SECTION	
Delta ΔT 60°C:	134 Watts / 457 BTUs

RADIATOR WEIGHT	
Empty weight per section:	5.6 Kgs

All measurements and sizes are approximate.

NEO-CLASSIC 813

RADIATOR DIMENSIONS	
Section height:	813mm
Section length:	60mm
Radiator depth:	160mm
Inlet/outlet to floor:	132mm
Pipe centre to skirting board:	80mm

HEAT OUTPUT PER SECTION	
Delta ΔT 60°C:	152 Watts / 518 BTUs

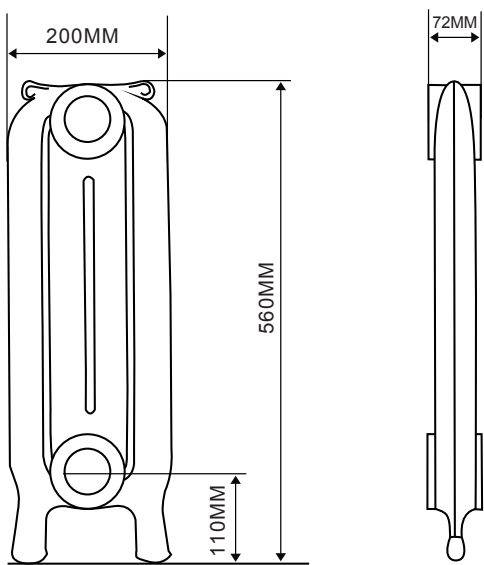
RADIATOR WEIGHT	
Empty weight per section:	6.4 Kgs

All measurements and sizes are approximate.

RD-460-4C / RD-660-4C / RD-760-4C / RD-813-4C THE NEO-CLASSIC 460, 660, 760 & 813

RADIATOR DIMENSIONS	
Section height:	560mm
Section length:	72mm
Radiator depth:	200mm
Inlet/outlet to floor:	110mm
Pipe centre to skirting board:	100mm
HEAT OUTPUT PER SECTION	
Delta ΔT 60°C:	110 Watts / 370 BTUs
RADIATOR WEIGHT	
Empty weight per section:	10 Kgs

All measurements and sizes are approximate.



PRF-560-2C THE PARISIAN 560

When it comes to the Parisian, think pure, unashamed glamour. The evocative scrolling patterns make it our most distinguished radiator.

Our mould making artisans have painstakingly reproduced this 19th century French radiator using traditional sand casting techniques used by the craftsmen of that period.



PRF-560-2C THE PARISIAN 560

RA-750
THE ART NOUVEAU

RQ-560-2C
THE PRINCE 560

PRC-760-C
THE PRINCESS 760

RD-760-4C
THE NEO-CLASSIC 760

RA-760-3C
THE MONTMARTRE 760

RQ-800-2C
THE PRINCE 800

PRD-810
THE CHERUB 810

RMP-760-3C
THE PARISIAN 760

RV-760-4C
THE VICTORIAN 760

PRF-560-2C
THE PARISIAN 560

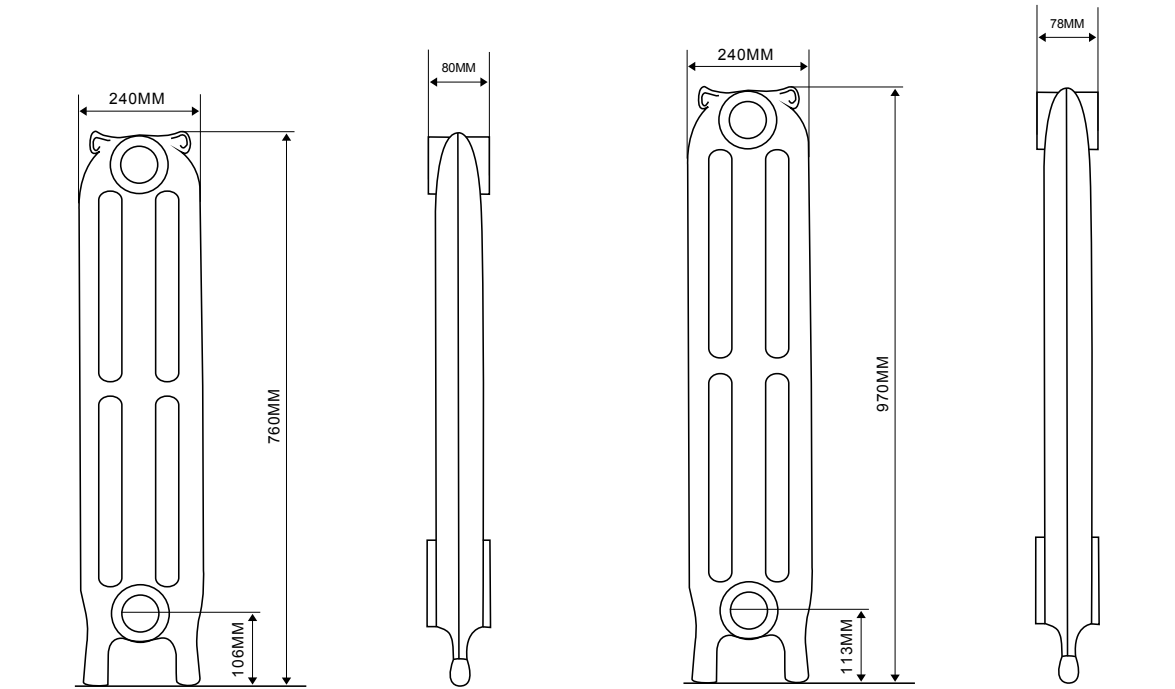
PRC-590-2C
THE DAISY 590

RD-330-9
THE VICTORIAN 330



RMP-760-3C THE PARISIAN 760
RMP-970-3C THE PARISIAN 970

Our wider version of the Parisian design contains the same decorative scroll pattern with the same unmistakable glamour.



PARISIAN 760

RADIATOR DIMENSIONS	
Section height:	760mm
Section length:	80mm
Radiator depth:	240mm
Inlet/outlet to floor:	106mm
Pipe centre to skirting board:	125mm

HEAT OUTPUT PER SECTION	
Delta ΔT 60°C:	178 Watts / 607 BTUs

RADIATOR WEIGHT	
Empty weight per section:	13 Kgs

All measurements and sizes are approximate.

PARISIAN 970

RADIATOR DIMENSIONS	
Section height:	970mm
Section length:	78mm
Radiator depth:	240mm
Inlet/outlet to floor:	113mm
Pipe centre to skirting board:	125mm

HEAT OUTPUT PER SECTION	
Delta ΔT 60°C:	224 Watts / 835 BTUs

RADIATOR WEIGHT	
Empty weight per section:	17 Kgs

All measurements and sizes are approximate.



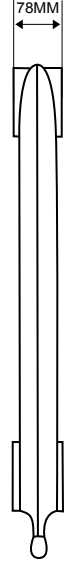
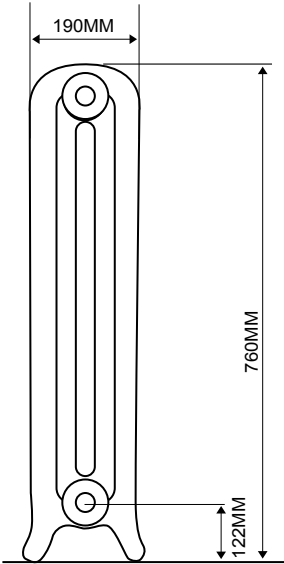
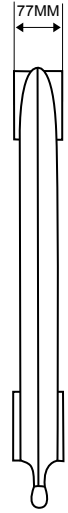
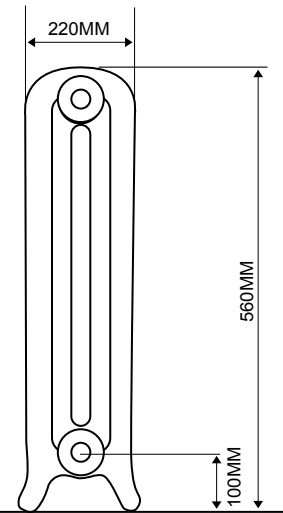
RMP-760-3C / RMP-970-3C THE PARISIAN 760 & 970



RP-560-2C THE PRINCESS 560
RP-760-2C THE PRINCESS 760

Both our Princess radiators are based on a design classic that was first introduced in 1898 by the Ideal Radiator Company. Well suited to modern and traditional spaces, its rounded contours and smooth casting make it an easy choice for any kind of space.

The Princess can be painted in any colour to create a dramatic effect.



PRINCESS 560	
RADIATOR DIMENSIONS	
Section height:	560mm
Section length:	77mm
Radiator depth:	220mm
Inlet/outlet to floor:	100mm
Pipe centre to skirting board:	110mm
HEAT OUTPUT PER SECTION	
Delta ΔT 60°C:	110 Watts / 375 BTUs
RADIATOR WEIGHT	
Empty weight per section:	9 Kgs

All measurements and sizes are approximate.

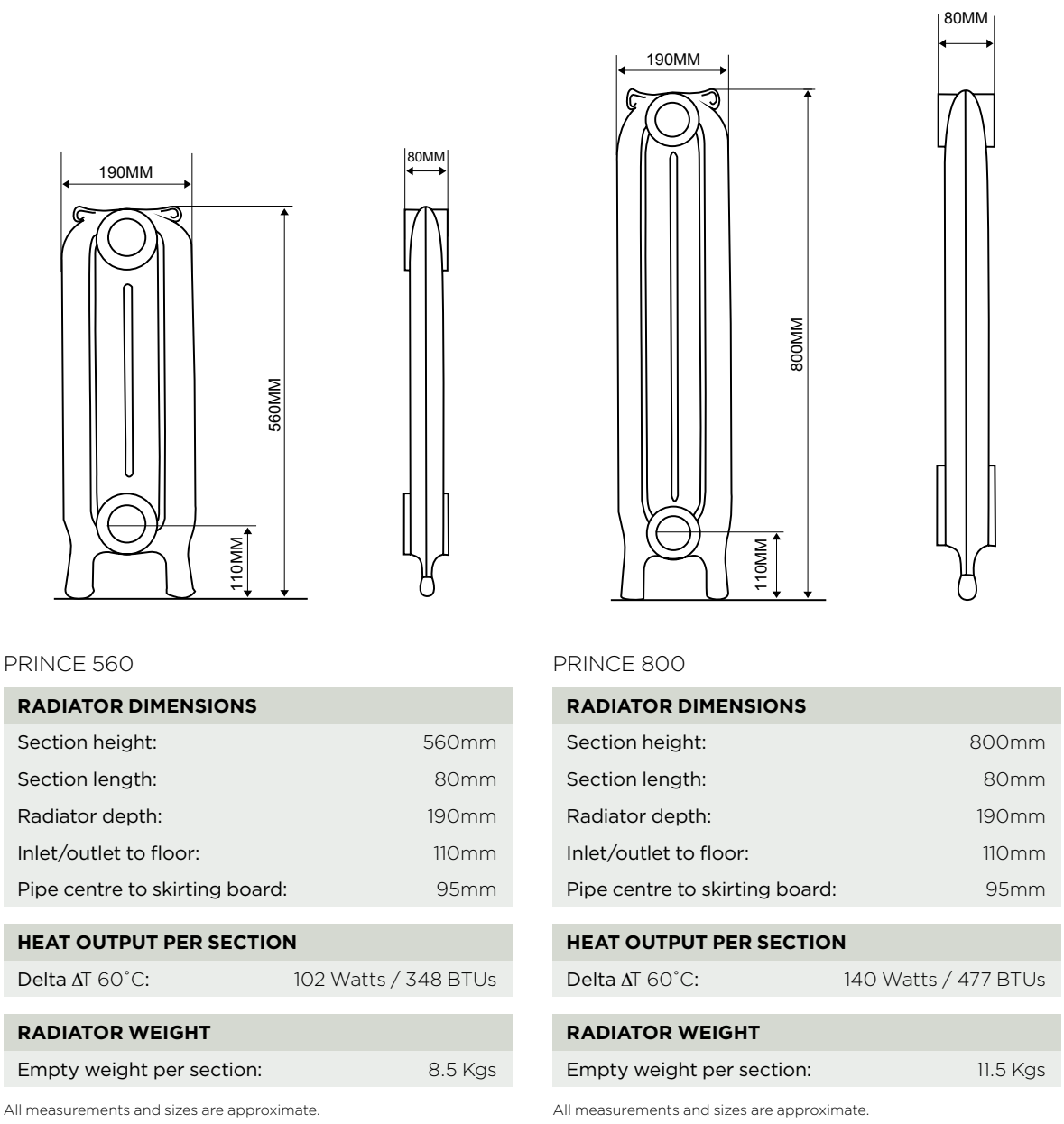
PRINCESS 760	
RADIATOR DIMENSIONS	
Section height:	760mm
Section length:	78mm
Radiator depth:	190mm
Inlet/outlet to floor:	122mm
Pipe centre to skirting board:	95mm
HEAT OUTPUT PER SECTION	
Delta ΔT 60°C:	151 Watts / 515 BTUs
RADIATOR WEIGHT	
Empty weight per section:	12 Kgs

All measurements and sizes are approximate.

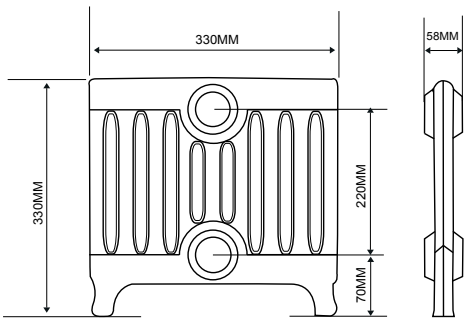


RQ-560-2C THE PRINCE 560
RQ-800-2C THE PRINCE 800

The Prince is inspired by the traditional school radiator and is a perfect blend of simplicity and functionality. Its sleek curves and minimalist style lend a homely no-nonsense feel to industrial, contemporary and loft style spaces.



RQ-560-2C / RQ-800-2C THE PRINCE 560 & 800



RADIATOR DIMENSIONS	
Section height:	330mm
Section length:	330mm
Radiator depth:	58mm
Inlet/outlet to floor:	70mm
Pipe centre to skirting board:	175mm

HEAT OUTPUT PER SECTION	
Delta ΔT 60°C:	130 Watts / 444 BTUs

RADIATOR WEIGHT	
Empty weight per section:	7.4 Kgs

All measurements and sizes are approximate.

RD-330-9 THE VICTORIAN 330

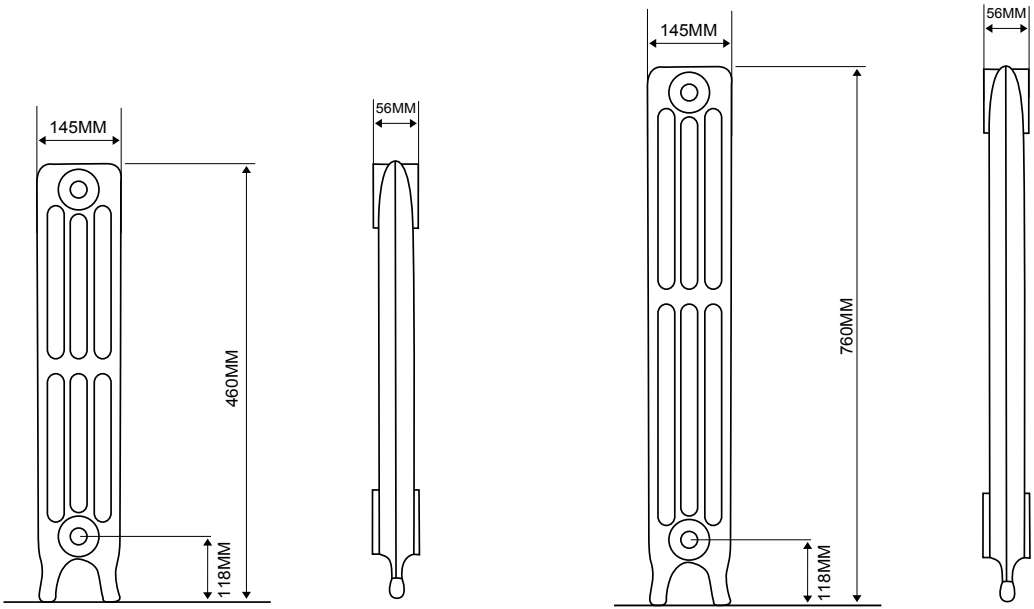
Another true blue classic inspired by an original American Radiator Company design. The Victorian 330 is a neat and flexible radiator that fits brilliantly under windows or in conservatories.



RV-460-4C THE VICTORIAN 460
RV-760-4C THE VICTORIAN 760

Instantly recognisable, we've created the Victorian 4 column radiator by taking a mould of an original Ideal Standard Radiator from the National Radiator Company.

Unlike the Neo-Classic style, the Victorian has a flat foot on each leg section that helps to prevent damage to floor coverings in the home by spreading its weight more evenly.



VICTORIAN 460

RADIATOR DIMENSIONS	
Section height:	460mm
Section length:	56mm
Radiator depth:	145mm
Inlet/outlet to floor:	118mm
Pipe centre to skirting board:	72.5mm

HEAT OUTPUT PER SECTION	
Delta ΔT 60°C:	78 Watts / 266 BTUs

RADIATOR WEIGHT	
Empty weight per section:	5 Kgs

All measurements and sizes are approximate.

VICTORIAN 760

RADIATOR DIMENSIONS	
Section height:	760mm
Section length:	56mm
Radiator depth:	145mm
Inlet/outlet to floor:	118mm
Pipe centre to skirting board:	72.5mm

HEAT OUTPUT PER SECTION	
Delta ΔT 60°C:	134 Watts / 457 BTUs

RADIATOR WEIGHT	
Empty weight per section:	7 Kgs

All measurements and sizes are approximate.



RV-460-4C / RV-760-4C THE VICTORIAN 460 & 760

HAVE IT YOUR WAY

OFF THE CHART

All our radiators are finished using a black primer. Alternately, if you wish, why not let us paint them from one of the thousands of Ral colours or our specialised finishes. Below are samples of the many colours that can be used to give you a classic, modern or contemporary look.

CLASSIC

							
RAL 1001	RAL 3002	RAL 3014	RAL 4002	RAL 5013	RAL 6004	RAL 7005	RAL 8008

MODERN

							
RAL 1028	RAL 2002	RAL 3005	RAL 8016	RAL 4006	RAL 5005	RAL 6025	RAL 7016

CONTEMPORARY

							
RAL 1006	RAL 2009	RAL 3011	RAL 4008	RAL 5002	RAL 6032	RAL 7008	RAL 80001019



RANGE OVERVIEW

RA-750
THE ART NOUVEAU 750

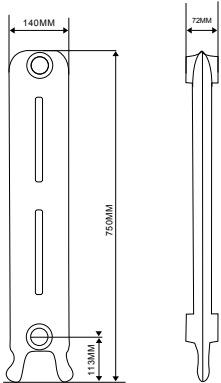


Radiator Dimensions
Section height = 750mm
Section length = 72mm
Radiator depth = 140mm
Inlet/outlet to floor = 113mm
Pipe centre to skirting board = 70mm

Heat Output Per Section
Delta ΔT 60°C
113 Watts / 385 BTUs

Radiator Weight
Empty weight
per section = 6.9 Kgs

All measurements and sizes are approximate.



RA-750 THE ART NOUVEAU 750

PRD-810
THE CHERUB 810

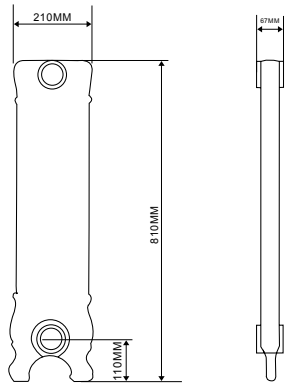


Radiator Dimensions
Section height = 810mm
Section length = 67mm
Radiator depth = 210mm
Inlet/outlet to floor = 110mm
Pipe centre to skirting board = 105mm

Heat Output Per Section
Delta ΔT 60°C
143 Watts / 488 BTUs

Radiator Weight
Empty weight
per section = 16 Kgs

All measurements and sizes are approximate.



PRD-810 THE CHERUB 810

FR-765-2C
THE DAISY 765

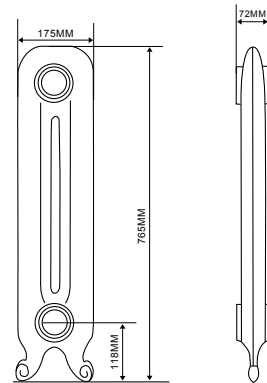


Radiator Dimensions
Section height = 765mm
Section length = 72mm
Radiator depth = 175mm
Inlet/outlet to floor = 118mm
Pipe centre to skirting board = 87mm

Heat Output Per Section
Delta ΔT 60°C
132 Watts / 450 BTUs

Radiator Weight
Empty weight
per section = 10.2 Kgs

All measurements and sizes are approximate.



FR-765-2C THE DAISY 765

PRC-780-2C
THE DAISY 780

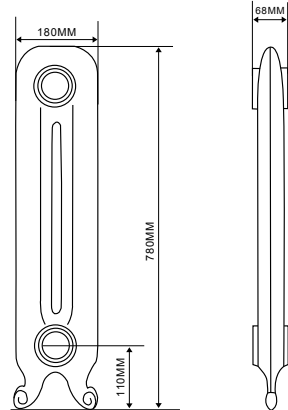


Radiator Dimensions
Section height = 780mm
Section length = 68mm
Radiator depth = 180mm
Inlet/outlet to floor = 110mm
Pipe centre to skirting board = 90mm

Heat Output Per Section
Delta ΔT 60°C
134 Watts / 457 BTUs

Radiator Weight
Empty weight
per section = 10.0 Kgs

All measurements and sizes are approximate.



PRC-780-2C THE DAISY 780

RA-470-3C
THE MONTMARTRE 470

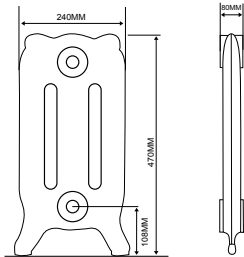


Radiator Dimensions
Section height = 470mm
Section length = 80mm
Radiator depth = 240mm
Inlet/outlet to floor = 108mm
Pipe centre to skirting board = 120mm

Heat Output Per Section
Delta ΔT 60°C
105 Watts / 358 BTUs

Radiator Weight
Empty weight
per section = 7.8 Kgs

All measurements and sizes are approximate.



RA-470-3C THE MONTMARTRE 470

RD-760-4C
THE NEO-CLASSIC 760

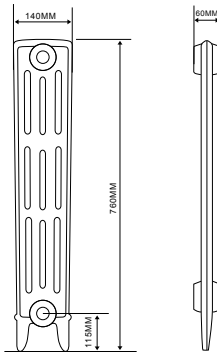


Radiator Dimensions
Section height = 760mm
Section length = 60mm
Radiator depth = 140mm
Inlet/outlet to floor = 115mm
Pipe centre to skirting board = 70mm

Heat Output Per Section
Delta ΔT 60°C
134 Watts / 457 BTUs

Radiator Weight
Empty weight
per section = 5.6 Kgs

All measurements and sizes are approximate.



RD-760-4C THE NEO-CLASSIC 760

PRF-560-2C
THE PARISIAN 560

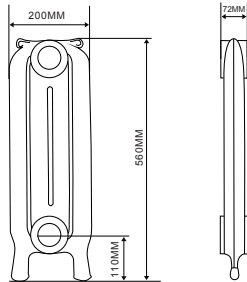


Radiator Dimensions
Section height = 560mm
Section length = 72mm
Radiator depth = 200mm
Inlet/outlet to floor = 110mm
Pipe centre to skirting board = 100mm

Heat Output Per Section
Delta ΔT 60°C
110 Watts / 370 BTUs

Radiator Weight
Empty weight
per section = 10 Kgs

All measurements and sizes are approximate.



PRF-560-2C THE PARISIAN 560

RMP-760-3C
THE PARISIAN 760

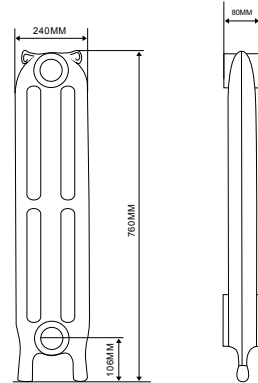


Radiator Dimensions
Section height = 760mm
Section length = 80mm
Radiator depth = 240mm
Inlet/outlet to floor = 106mm
Pipe centre to skirting board = 125mm

Heat Output Per Section
Delta ΔT 60°C
178 Watts / 607 BTUs

Radiator Weight
Empty weight
per section = 13 Kgs

All measurements and sizes are approximate.



RMP-760-3C THE PARISIAN 760

RP-760-2C
THE PRINCESS 760

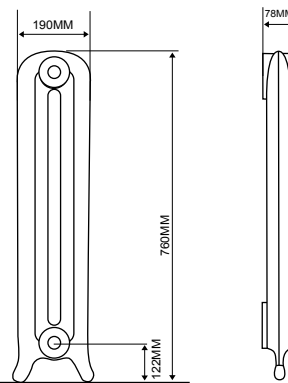


Radiator Dimensions
Section height = 760mm
Section length = 78mm
Radiator depth = 190mm
Inlet/outlet to floor = 122mm
Pipe centre to skirting board = 95mm

Heat Output Per Section
Delta ΔT 60°C
151 Watts / 515 BTUs

Radiator Weight
Empty weight
per section = 12 Kgs

All measurements and sizes are approximate.



RP-760-2C THE PRINCESS 760

RQ-800-2C
THE PRINCE 800

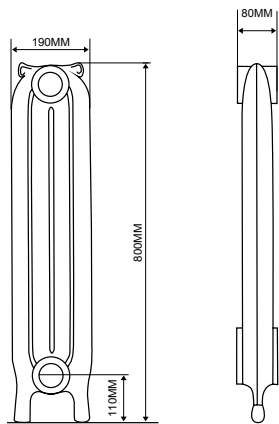


Radiator Dimensions
Section height = 800mm
Section length = 80mm
Radiator depth = 190mm
Inlet/outlet to floor = 110mm
Pipe centre to skirting board = 95mm

Heat Output Per Section
Delta ΔT 60°C
140 Watts / 477 BTUs

Radiator Weight
Empty weight
per section = 11.5 Kgs

All measurements and sizes are approximate.



RQ-800-2C THE PRINCE 800

RD-330-9
THE VICTORIAN 330

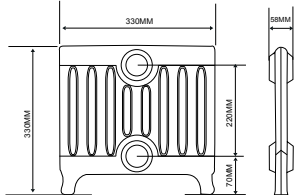


Radiator Dimensions
Section height = 330mm
Section length = 330mm
Radiator depth = 58mm
Inlet/outlet to floor = 70mm
Pipe centre to skirting board = 175mm

Heat Output Per Section
Delta ΔT 60°C
130 Watts / 444 BTUs

Radiator Weight
Empty weight
per section = 7.4 Kgs

All measurements and sizes are approximate.



RD-330-9 THE VICTORIAN 330

RV-760-4C
THE VICTORIAN 760

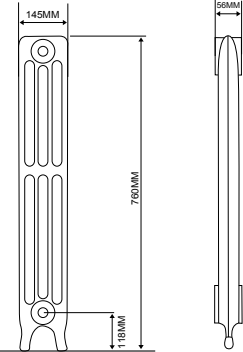


Radiator Dimensions
Section height = 760mm
Section length = 56mm
Radiator depth = 145mm
Inlet/outlet to floor = 118mm
Pipe centre to skirting board = 72.5mm

Heat Output Per Section
Delta ΔT 60°C
134 Watts / 457 BTUs

Radiator Weight
Empty weight
per section = 7 Kgs

All measurements and sizes are approximate.



RV-760-4C THE VICTORIAN 760

ACCESSORIES

MADE TO SUIT YOU

Our range of valves are available in a variety of sizes and finishes, all of which are compatible with the entire Arroll range of radiators.



Also available in Nickel finish

UK-10 ANTIQUE BRASS MANUAL VALVE



Also available in Brass finish

UK-28 NICKEL PLATED BRASS THERMOSTATIC VALVE



UK-18 ANTIQUE BRASS THERMOSTATIC VALVE



UK-20 NICKEL PLATED BRASS MANUAL VALVE



UK-20 BRASS MANUAL VALVE



Also available in Nickel finish

BRASS MANUAL VALVE



STEEL WALL STAY

